

User Manual



eMirror



Contents

	Page
1. System	3
1.1 System ON/OFF signal	3
1.2. Ambient light sensor	3
2. System Failure	3
2.1. Visual Alert	3
2.2. Sound Alert	4
2.3 Possible Failure System	4

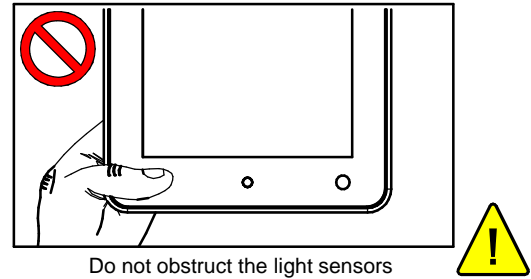
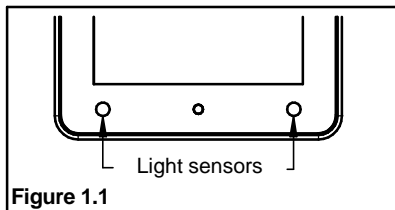
1. System

1.1. System ON/OFF signal

The eMirror system will display the image in less than 7 seconds once the System ON/OFF signal goes from 0V to 12V/24V. The eMirror system will stop displaying the image after a few minutes depending on the vehicle configuration.

1.2. Ambient light sensor

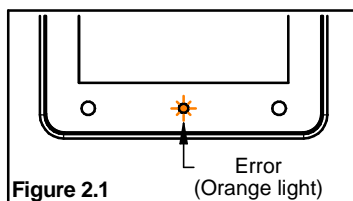
The system detects ambient light using light sensors in order to automatically adjust the backlighting of the display, providing a comfortable view for the driver. Position of the sensors (see figure 1.1).



2. System Failure


2.1. Visual Alert

In the event of a system malfunction, the LED at the bottom centre of the monitor will flash. The warning light will be as shown in figures 2.1 below:



If a minor error occurs, the driver should stop the vehicle, reset the system and if the error does not disappear, contact the technical support service.

In the event that the cameras do not meet the regulation's requirements due to a malfunction, a blue image will be displayed in the corresponding category (see figure 2.2).



2.2. Sound Alert

At the same time that a light signal appears, the system will audibly indicate the existence of an anomaly in the system that must be attended to by the driver and corrected by the technical support service (see figure 2.3).

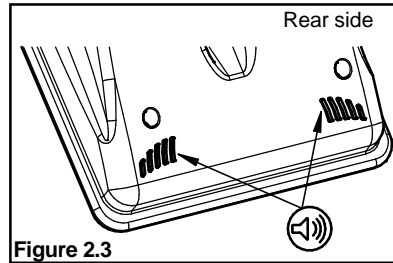


Figure 2.3

2.3. Possible Failure System

Failure	Error Indication	Action
PowerLoss	Black screen	Driver should stop the vehicle in a safe manner, check connection and restart the system. If the problem persists, get in touch with technical service immediately.
No power		
Temporary error		
Internal error	LED visual alert	Driver should stop the vehicle in a safe manner, check connection and restart the system. If the problem persists, get in touch with technical service as soon as possible.
Display error (for example: enlarged in image formation time)	Black screen LED visual alert Sound alert	
Display backLight error		
BackLight sensor error	LED visual alert	
No camera connection at monitor	Blue screen at class II LED visual alert Sound alert	
Camera power failure		
Camera communication link failure (for example: electronic noise or resolution reduction)		
No camera connection at monitor	Blue screen at class IV LED visual alert Sound alert	
Camera power failure		
Camera communication link failure (for example: electronic noise or resolution reduction)		
No camera connection at monitor	Blue screen at class V LED visual alert Sound alert	
Camera power failure		
Camera communication link failure (for example: electronic noise or resolution reduction)		